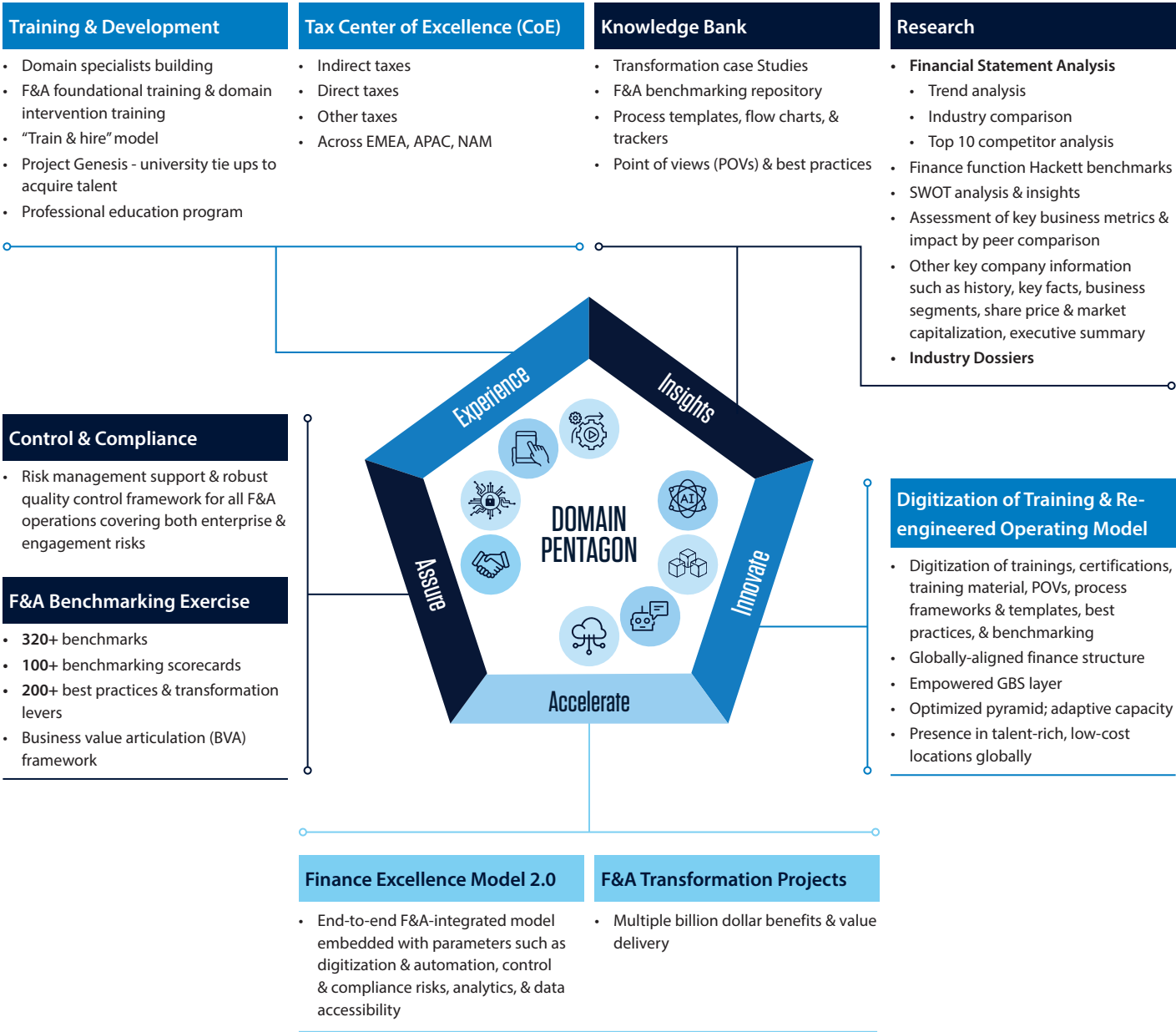


FINANCE CENTRE OF EXCELLENCE



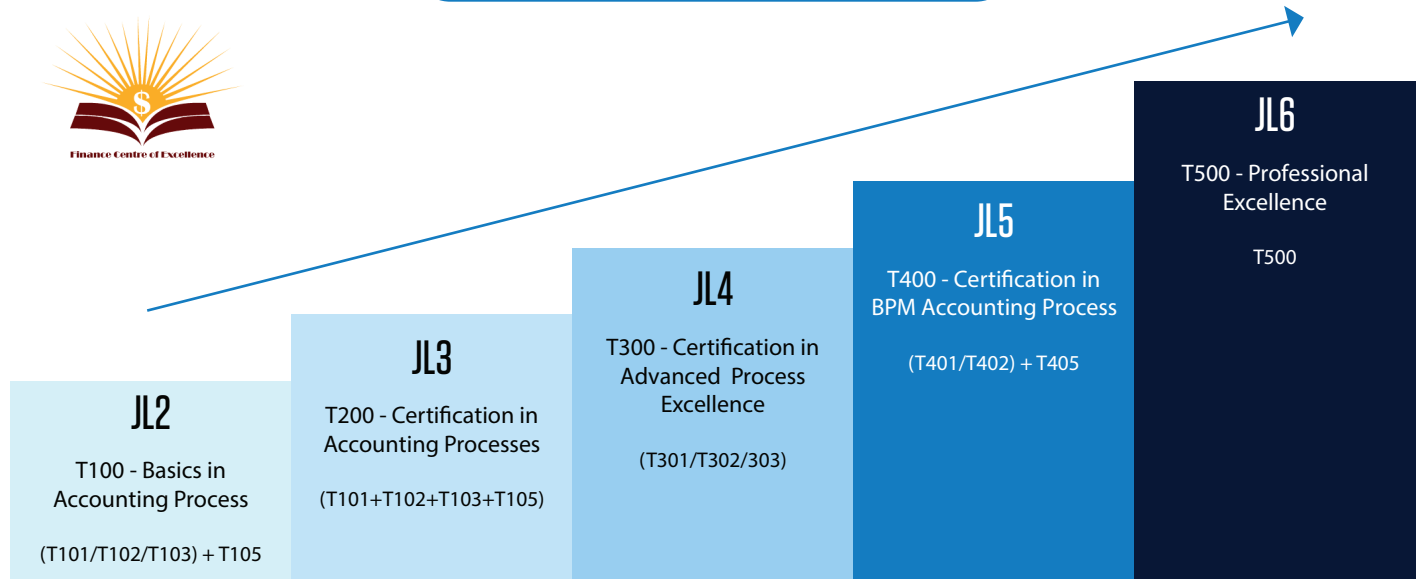


Domain Pentagon Driven by Finance Center of Excellence

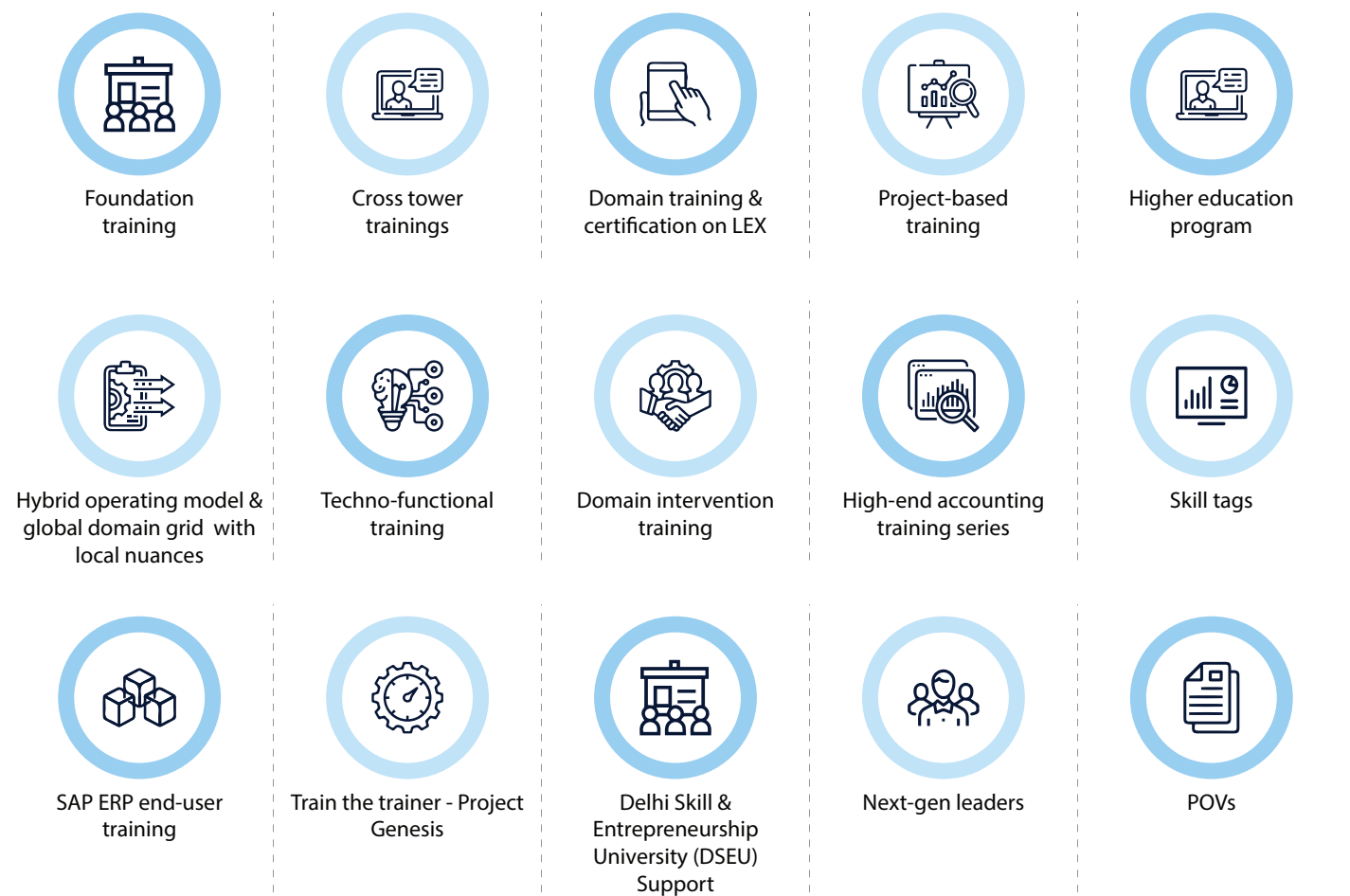


Experience - Training & Development

Global F&A Domain Mandatory Training Grid



Training content structure: Domain + Process Excellence + Tools & Technology



Our Partners

- Recognized as Approved Employer Trainee Development Partner by ACCA, & Quality partner by CIMA
- Tie-up for high end trainings with a Europe-based leading provider of audit, tax and advisory services, and with a UK-based leading professional services organization
- 'Train & hire' model to have pretrained resources



Insights: Research Unit

Industry dossiers to enhance knowledge

- 1 Industry trends, core industry benchmarks
- 2 Financial ratios, high-end accounting
- 3 IFRS applicability, local regulations, and guidelines
- 4 Control & compliance, & taxes
- 5 Technology trends & transformations, competitor technology solution



Healthcare & Life Sciences



Insurance



Energy & Utilities



Telecom



Retail



Hi-Tech



Metals & Mining



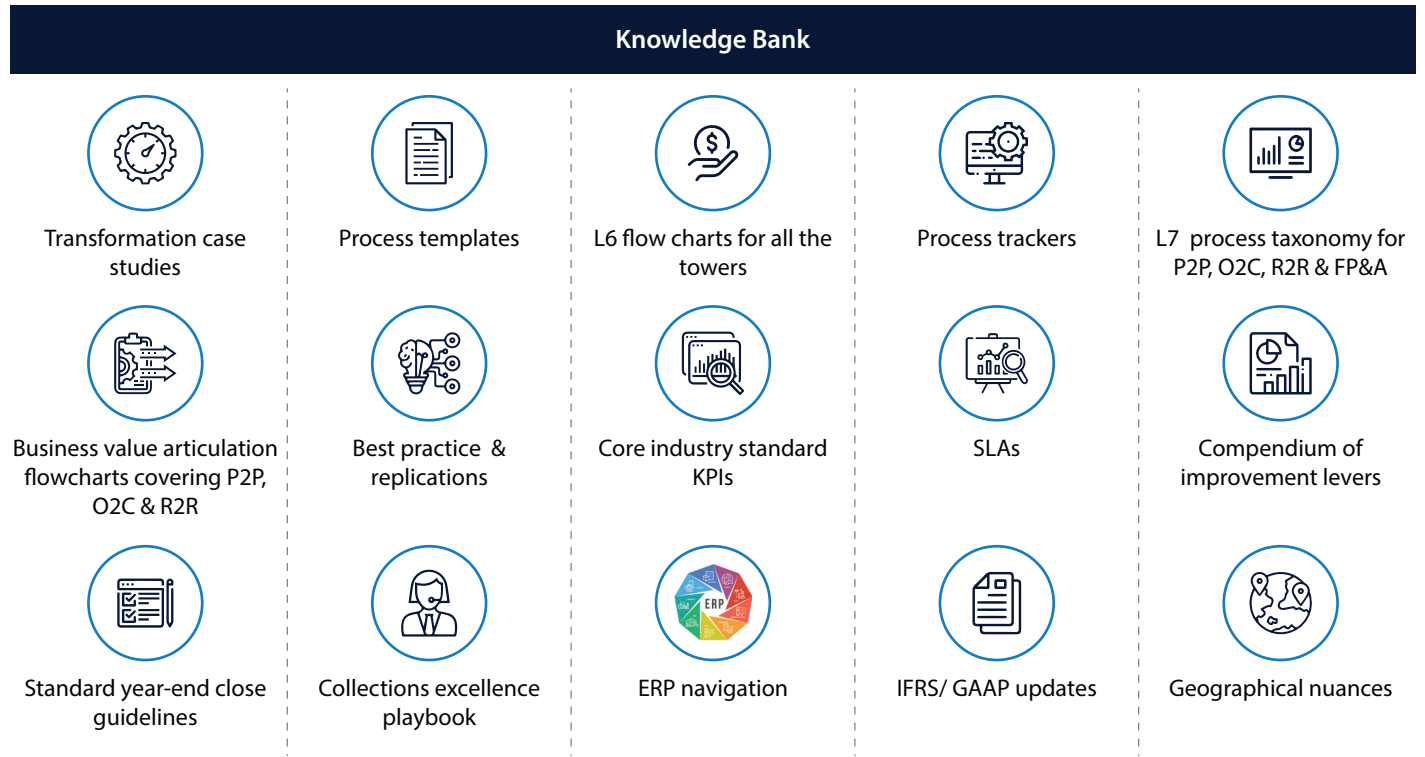
Transport



Financial Services



Media & Entertainment



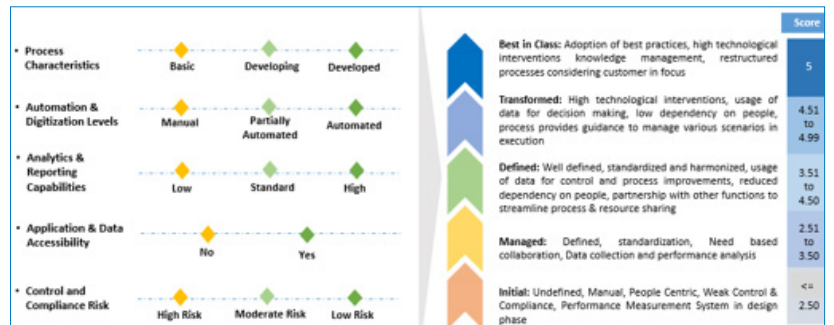
Accelerate: Finance Excellence Model 2.0

End-to-end F&A-integrated model embedded with parameters such as digitization and automation, control

& compliance risks, analytics, & data accessibility, defining the maturity stage at multiple levels (engagement/ tower/

process/ sub-process) along with pre-defined transformation levers tied-up for the respective improvement areas

5 Maturity stages	5 Parameters	14 Attributes
25+ Processes	130+ Sub-processes	200+ Transformation levers



What are the Benefits?

- Provides assessment independent of industry benchmark metrics
- Useful from pre-transition phase till stabilization & transformation phase
- Aids transformation roadmap building
- Quick in-depth assessment, instant results, & solutions
- Easy to use & flexible

Deployment:

- F&A Solution Design - due diligence
- Digital Transformation Services - maturity assessments for consultation pursuits
- Quality – base for identification of potential projects and roadmap for driving transformation

Assure: F&A Benchmarking Exercise

Business, process, capability, & automation metrics across FP&A, R2R, O2C, & P2P

Our Differentiators



Added focus on automation metrics



Region/
geography-wise insights



Control &
Compliance, & Tax
metrics embedded in
relevant towers



320+
Benchmarks



100+
BVA scorecard



200+
Transformation
levers

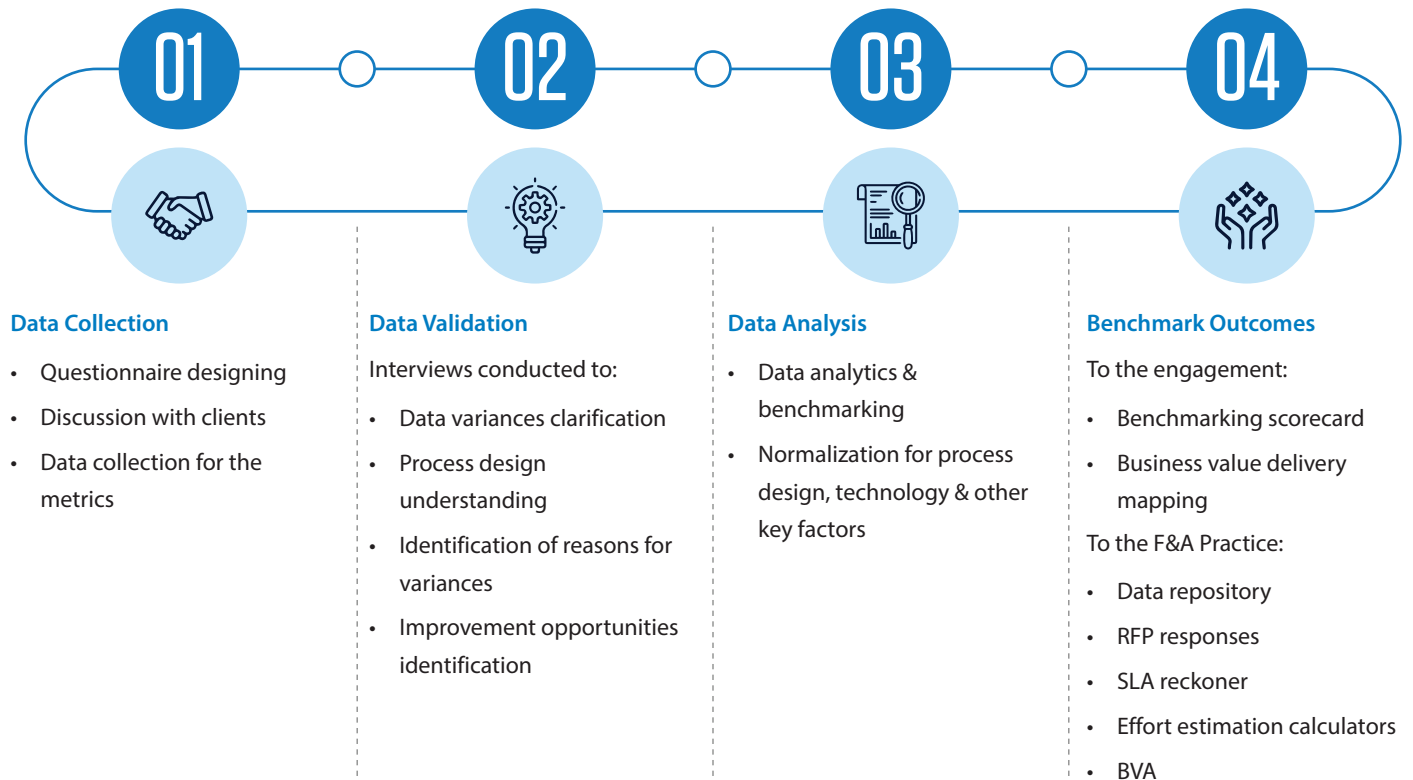
Business value delivered:

- Engagement-wise benchmarking scorecards with improvement areas & proposed transformation levers to reach 'best in class'
- Business value delivery mapping, clearly portraying transformation drivers
- Contract renewal discussions/ client asks

Value delivered to Sales & Presales:

- Base for comparison in RFP Responses
- SLA reckoner
- Effort estimation calculators
- BVA

Benchmarking Methodology & Approach



What does it mean to different stakeholders?

F&A Practice

- A wide range of process/ business metrics covered – including quality, process effectiveness, efficiency & business value
- A data bank containing various analytical insights into the operations in terms of metrics, best practices, & capabilities

Operations

- Roll-out 'benchmarking scorecards' for operations – with the improvement journey and the projects to be implemented to each 'best in class' performance
- Benchmarks integrated with Infosys' Business Value Articulation framework

Business

- A framework for realistic negotiation of service levels, as it is based on live data from operations

Value Creation



320+
Benchmarks



Business Value
Articulation
Framework



100+
Engagement
Benchmarking
Scorecards



Increase in
Transformation
Opportunities



200+
Best Practices &
Transformation levers

Data Mined for Benchmarking

Industry Segments

- Manufacturing
- Banking
- Consumer Products & Retail
- Insurance
- Media & Entertainment
- Telecommunication
- Mining
- Healthcare
- Infrastructure
- Hospitality
- Government Services

F&A Towers

- Procure-to-pay
- Order-to-cash
- Record-to-report
- Financial planning & analysis

Geographies Served

- NAM
- EMEA
- LATAM
- APAC

Metric Classifications

- Business metrics
- Process metrics
- Automation metrics
- Capability metrics



For more information, contact infosysbpm@infosys.com



© 2021 Infosys Limited, Bengaluru, India. All Rights Reserved. Infosys believes the information in this document is accurate as of its publication date; such information is subject to change without notice. Infosys acknowledges the proprietary rights of other companies to the trademarks, product names and such other intellectual property rights mentioned in this document. Except as expressly permitted, neither this documentation nor any part of it may be reproduced, stored in a retrieval system, or transmitted in any form or by any means, electronic, mechanical, printing, photocopying, recording or otherwise, without the prior permission of Infosys Limited and/ or any named intellectual property rights holders under this document.

[Infosysbpm.com](https://infosysbpm.com)

Stay Connected

